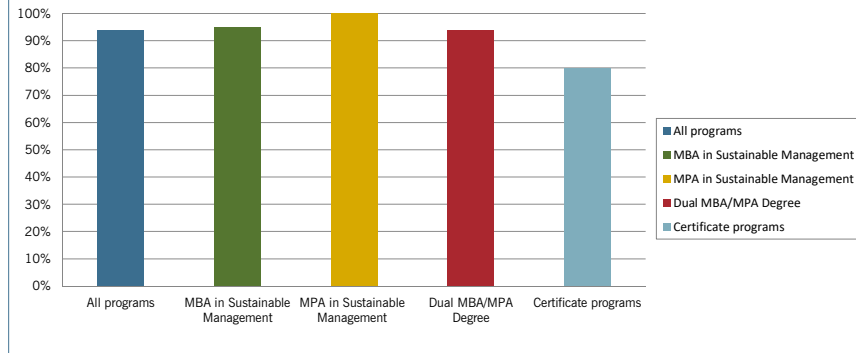




2015-2016 PGS San Francisco Retention Rates

2015-2016	Overall 2015-2016 Retention Rate (all students)
All programs	94%
MBA in Sustainable Management	95%
MPA in Sustainable Management	100%
Dual MBA/MPA Degree	94%
Certificate programs	80%

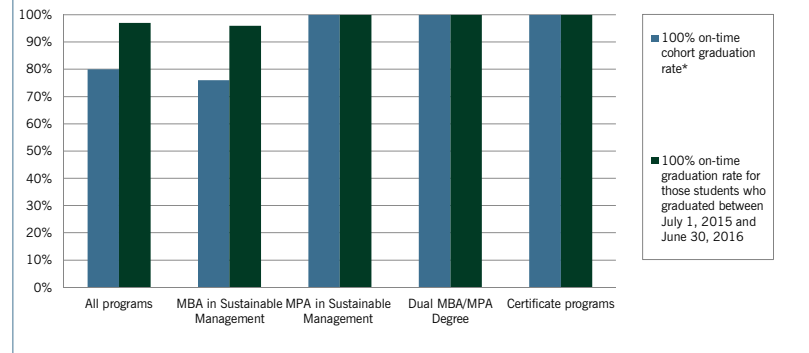
2015-2016 PGS San Francisco Retention Rates



2015-2016 PGS San Francisco Graduation Rates

2015-2016	100% on-time cohort graduation rate*	100% on-time graduation rate for those students who graduated between July 1, 2015 and June 30, 2016
All programs	80%	97%
MBA in Sustainable Management	76%	96%
MPA in Sustainable Management	100%	100%
Dual MBA/MPA Degree	100%	100%
Certificate programs	100%	100%

2015-2016 PGS San Francisco Graduation Rates



*** On-time Graduation Rates are based on the following expectations:**

- For PART-TIME MBA in Sustainable Management students who were expected to graduate between July 1, 2015 and June 30, 2016 (or earlier, in which case not on-time).
- For FULL-TIME MBA in Sustainable Management students who were expected to graduate between July 1, 2015 and June 30, 2016 (or earlier, in which case not on-time).
- For PART-TIME MPA in Sustainable Management students who were expected to graduate between July 1, 2015 and June 30, 2016 (or earlier, in which case not on-time).
- For FULL-TIME MPA in Sustainable Management students who were expected to graduate between July 1, 2015 and June 30, 2016 (or earlier, in which case not on-time).
- For Dual Degree MBA/MPA in Sustainable Management students who were expected to graduate between July 1, 2015 and June 30, 2016.
- For Certificate in Sustainable Management and Certificate in Sustainable Energy Management students who were expected to graduate between July 1, 2015 and June 30, 2016 (or earlier, in which case not on-time).

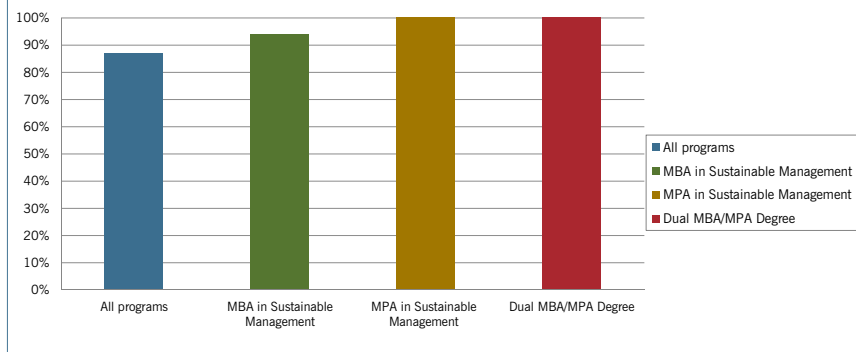
2015-2016 PGS San Francisco Placement Rates

Placement rates for 2015-2016 PGS San Francisco graduates within six months post-graduation

- 87% of the 2015-2016 graduates were employed within 6 months of graduation
- 20% of graduates launched a successful venture

2015-2016 graduates	Number of graduates	Graduates available for employment	Placement rate
All programs	31	29	87%
MBA in Sustainable Management	27	27	94%
MPA in Sustainable Management	2	1	100%
Dual MBA/MPA Degree	2	1	100%

2015-2016 PGS San Francisco Placement Rates





PLEASE NOTE: Presidio Graduate School acquired Pinchot University (formerly Bainbridge Graduate School) in July, 2016. The 2015-2016 graduation, retention and placement information shown below is therefore for PGS Seattle programs in their final year of operation under Pinchot University.

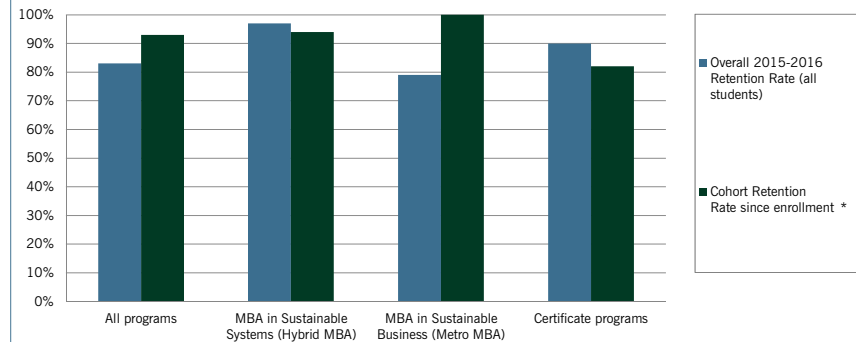
2015-2016 PGS Seattle (as Pinchot University) Retention Rates

2015-2016	Overall 2015-2016 Retention Rate (all students)	Cohort Retention Rate since enrollment *
All programs	83%	93%
MBA in Sustainable Systems (Hybrid MBA)	97%	94%
MBA in Sustainable Business (Metro MBA)	79%	100%
Certificate programs	90%	82%

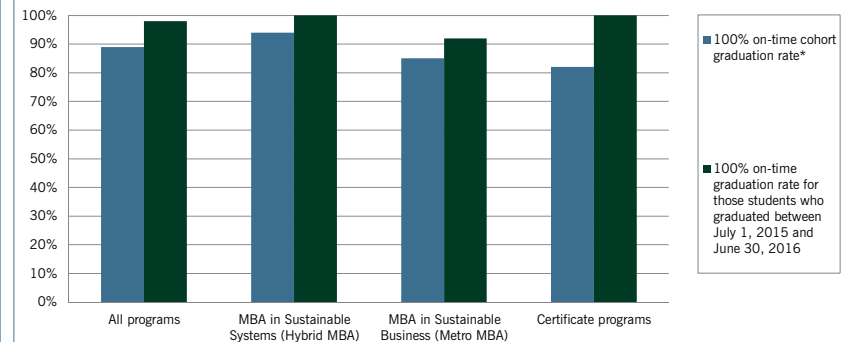
2015-2016 PGS Seattle (as Pinchot University) Graduation Rates

2015-2016	100% on-time cohort graduation rate*	100% on-time graduation rate for those students who graduated between July 1, 2015 and June 30, 2016
All programs	89%	98%
MBA in Sustainable Systems (Hybrid MBA)	94%	100%
MBA in Sustainable Business (Metro MBA)	85%	92%
Certificate programs	82%	100%

2015-2016 PGS Seattle (as Pinchot University) Retention Rates



2015-2016 PGS Seattle (as Pinchot University) Graduation Rates



*** Cohort Retention Rates and On-time Graduation Rates are based on the following program starts in 2013-14 and 2014-15:**
 - For students who started the MBA in Sustainable Systems (Hybrid MBA) in 2014-2015 and were expected to graduate between July 1, 2015 and June 30, 2016.
 - For students who started the MBA in Sustainable Business (Metro MBA) in 2013-2014 or 2014-2015 and were expected to graduate between July 1, 2015 and June 30, 2016.
 - For students who started the Certificate in Sustainable Energy Solutions program in 2013-2014 or 2014-2015 and were expected to graduate between July 1, 2015 and June 30, 2016.

2015-2016 Pinchot University Placement Rates

Placement rates for 2015-2016 Pinchot University graduates 3 months post-graduation

All programs	81%
MBA in Sustainable Systems (Hybrid MBA)	78%
MBA in Sustainable Business (Metro MBA)	81%
Certificate programs	89%

2015-2016 PGS Seattle (as Pinchot University) Placement Rates

